

At Hallett Group we regard safety and welfare of our people as our most important responsibility. We are committed to operating our business in a manner which ensures that our employees, contractors, visitors and the communities in which we operate are free from harm.

In seeking to meet our zero harm today goal, Hallett Group is committed to ensuring the safe delivery of our products and would like to formally draw your attention to our specific Concrete Delivery requirements set out below:

Traffic Management, Environmental

Traffic Management

Our Drivers	Our Requirements - for Customer Planning
Must be satisfied that they have a safe & legal area for the truck to park & discharge the load.	<p>Authorised traffic control is to be in place if:</p> <ul style="list-style-type: none"> (i) The truck has to face oncoming traffic while discharging (ii) The driver has to discharge the load on a main road or in a hazardous position (eg. Bend or over the crest of a hill). In this case, barriers & witches hats are required
	<p>Safe & legal access for pedestrians:</p> <ul style="list-style-type: none"> (i) The customer must ensure that when the footpath is crossed or blocked by the trucks discharging that there is safe & legal access for pedestrians
	<p>A spotter available at all times to guide the truck into position for discharge</p> <ul style="list-style-type: none"> (i) Customers will need to ensure that the spotter is wearing Hi-Vis clothing, is at a safe distance from the truck and is visible to the driver at all times.

Environmental

Our Drivers	Our Requirements - for Customer Planning
Have the right to refuse to enter any site if they believe that the truck will illegally drag contaminates offsite onto a public road upon their departure.	<p>Cleaning facilities:</p> <p>Customers to provide a wheel wash, pressure washer or other means of cleaning wheels and an area to clean any contaminates from the truck before the truck leaves site</p>
Are not to wash onto street where contaminates could enter storm water drains	<p>Wash down of chutes:</p> <p>Customer to provide a skip or alternative</p>

Powerlines

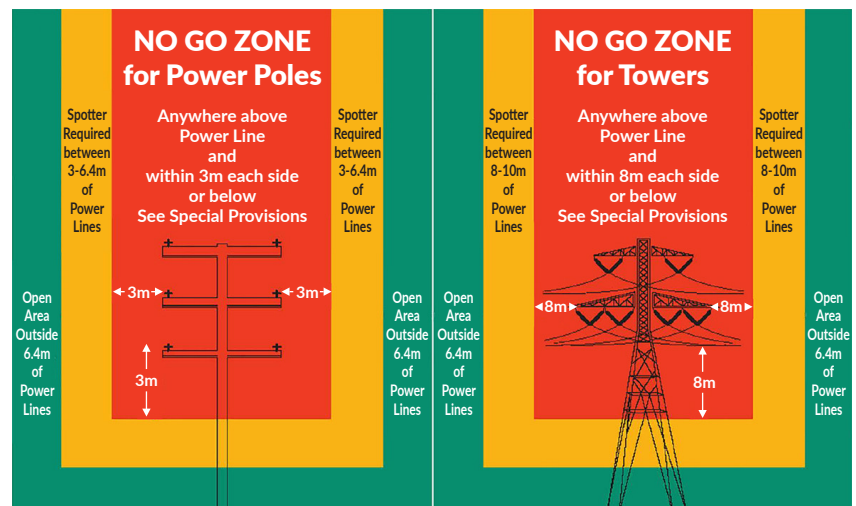
Approach distances or work performed by ordinary persons

Phase to phase a.c. voltage (volts)	Approach distance (metres)
Up to 33,000 volts*	0.9
33,000 to 132, 000	3.0
132,000 to 330,000	6.0
Above 333,000	8.0

*Note: the 0.9 separation distance relates to the following activities:

- Vehicles driving under power lines
- Trucks discharging while parked under power lines
- Vehicles and personnel under power lines that connect a domestic house to the power lines

The separation distance increases to a minimum 3m for all other activities



Cranes, Kibbles and Booms

Our Drivers

Must comply to all PPE requirements and ensure that Kibble is not overfilled

Are not to wash onto street where contaminates could enter storm water drains

Our Requirements - for Customer Planning

Dogman or Spotter -

Our Drivers must not be used as a dogman or spotter

Loading Kibble -

- (i) Customer to ensure truck driver is directed into position for discharging loads
- (ii) The loading area must be clearly defined and kept free of obstructions and trip hazards

Slewing Kibbles

Slewing of mobile cranes or booms cannot pass over truck - Kibble is to be raised above Agitator height and slewed away from personnel

Open Trenches and Ramp

Our Requirements - for Customer Planning

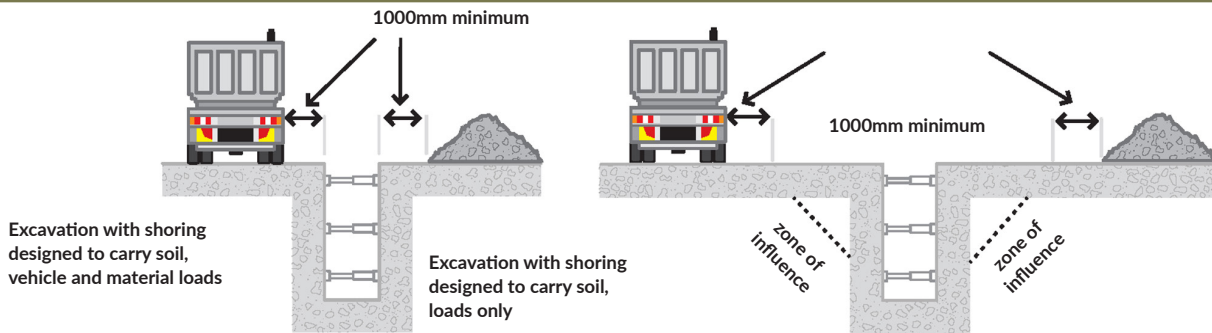
The minimum width for access road should be 3 metres clear of any building materials or debris:

- (i) The customer should consider extra width if there are any turns on the access road

The minimum distance any part of our truck must stay away from an open trench is the depth of the trench plus 1 metre.

This means for example:

- (i) If the trench depth is 500mm deep the truck must stay 1500mm away
- (ii) If the trench depth is 1 metre deep the truck must stay 2 metres away
- (iii) If the trench depth is 1.5 metres deep the truck must stay 2.5 metres away



Pumping

Our Drivers

Must stand well clear of pump lines and couplings where practicable

Must wear all required Personal Protective Equipment:

1. Safety helmet
2. Safety glasses
3. Ear plugs / muffs
4. Hi-Visibility vest or shirt
5. Work gloves
6. Steel capped boots

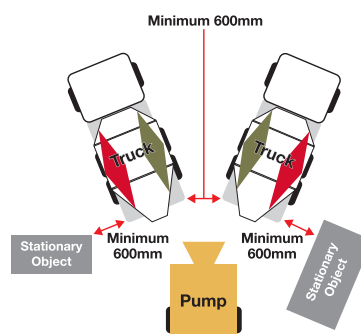
Our Requirements - for Customer Planning

The concrete pumping area should be:

- (i) reasonably level, solid and free of obstructions, with careful attention paid to positioning of the pumping equipment and any stabilising devices
- (ii) clear excavations, trenches or holes in the ground
- (iii) clear of inadequately compacted or soft ground
- (iv) clear of cellars, basements, pits or back-filled ground, to allow for the safe discharge of the concrete delivery trucks

The emergency stop should be visible to the driver and operational crew

We also require there to be 600mm clearance between two trucks simultaneously feeding into pump hopper as demonstrated in the diagram below.



NO ONE SHOULD EVER BE ALLOWED OR ABLE TO STAND BETWEEN A REVERSING TRUCK AND THE PUMP OR OTHER NEARBY STATIONARY OBJECT

Pumping (continued)

Our Drivers	Our Requirements - for Customer Planning
Must never reverse without a spotter in place	A spotter to assist reversing trucks must be provided by the contractor or pump operator
	We require the provision of a safe location for the spotter, pump operator and truck drivers to prevent them from being caught between the reversing truck and the pump hopper, other trucks or stationary objects
Must never stand on the pump truck or straddle between the concrete truck and the pump truck	Our customers must ensure they have a competent person reversing trucks onto the receiving hopper at all times. The primary chute on concrete trucks should only be moved when the truck is stationary. It is preferable for the truck driver to perform this task. If another worker performs this task then the permission of the driver should be obtained.
	The concrete receiving hopper should be at a height that allows a gravity flow of concrete into the hopper
	The pump must be fitted with a secure hopper grate constructed of parallel bars. A grill must be provided to prevent access to dangerous moving parts such as feed or agitator mechanisms and valve gear

- No one should ever be allowed or able to stand between a reversing truck and the pump or other nearby stationary objects
- An emergency stop must be located within easy reach of the concrete truck driver
- Safety pins are to be fitted to all couplings and clamps
- The boom should not be rotated over trucks or drivers
- The delivery hose is to be secured by a safety chain, webbing or cable
- Earth straps to be fitted when working near power lines (in accordance with AS 2550)

Blowback - important advice notification

- Blowback into a concrete truck can only occur if;
 1. a risk based process has been documented, and
 2. approval has been given by Hallett
- Allowing concrete to be blown back into the agitator barrel is an inherently dangerous procedure unless it is carefully controlled. Air pressure can cause anything inside the pipeline to act as a high velocity projectile
- Blowback must occur via a well fixed line to prevent 'whipping'. The steel pipe must extend 600mm inwards beyond the barrel drip ring.
- Appropriate work platforms must be provided to fit the blowback line
- The pump operator is responsible for fitting the line
- The driver is to be positioned forward of the pump truck cabin

Road surfaces and gradients

- Forward road gradients are not to exceed 1 metre high for every 10 metres in length (1:10)
- Cross slopes are not to exceed 1 metre high for every 10 metres in width (1:10)
- The road surface are to be compacted (or able) to sustain;
 - 23 tonnes (6 wheeler concrete truck)
 - 28 tonnes (8 wheeler concrete truck)
 - 32 tonnes (10 wheeler concrete truck)
- Self draining (free from pooled water)
- One way roads are to be 1.5 times the width of the concrete truck with passing bays (minimum of 16 metre in length and 4 metres wide)
- Two way roads are to be 2.5 times the width of the concrete truck

Contact your Hallett Account Manager in the event you would like to discuss these requirements further

hallett.com.au

